



Geant4-DNA


Physics and biological models

S. Chauvie, Z. Francis, S. Guatelli, S. Incerti, B. Mascialino,
Ph. Moretto, G. Montarou, P. Nieminen, M.G. Pia

Topical Seminar on Innovative Particle and Radiation Detectors

Siena, 1- 5 October 2006

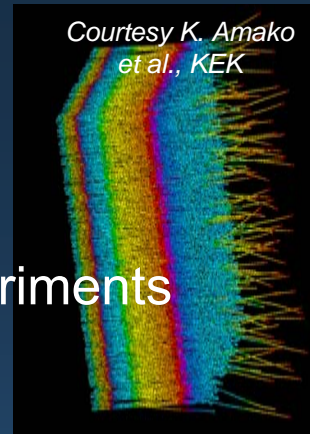
Courtesy CMS Collaboration



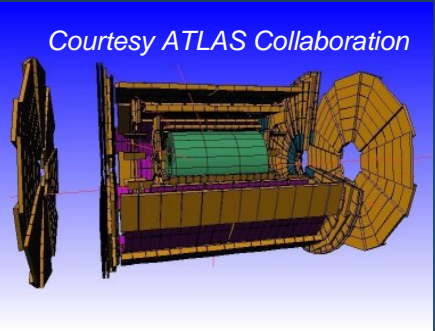
Geant 4

Born from the requirements of large scale HEP experiments

Courtesy K. Amako et al., KEK




Courtesy ATLAS Collaboration



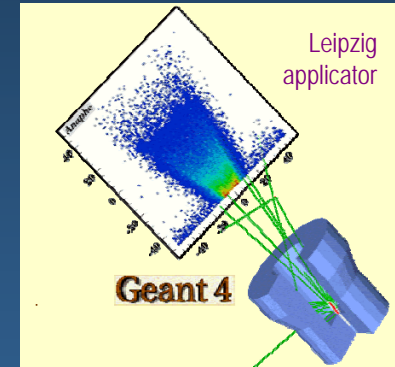
Widely used also in

- Space science and astrophysics
- Medical physics, nuclear medicine
- Radiation protection
- Accelerator physics
- Pest control, food irradiation
- Humanitarian projects, security
- etc.
- Technology transfer to industry, hospitals...

Courtesy H. Araujo and A. Howard, IC London




ZEPLIN III



Leipzig applicator

Geant 4



Courtesy Borexino


INFN Genova



Courtesy R. Nartallo et al., ESA

**Most cited
“engineering”
publication in
the past 2 years!**

Courtesy GATE Collaboration



Geant 4

OO technology

Openness to **extension** and **evolution**

- new implementations can be added w/o changing the existing code

Robustness and ease of **maintenance**

- **protocols** and well defined dependencies minimize coupling

Strategic vision

Toolkit

A set of compatible components

- each component is **specialised** for a specific functionality
- each component can be **refined** independently to a great detail
- components can be **integrated** at any degree of complexity
- it is easy to provide (and use) **alternative** components
- the user application can be **customised** as needed

Multi-disciplinary application environment


Dosimetry




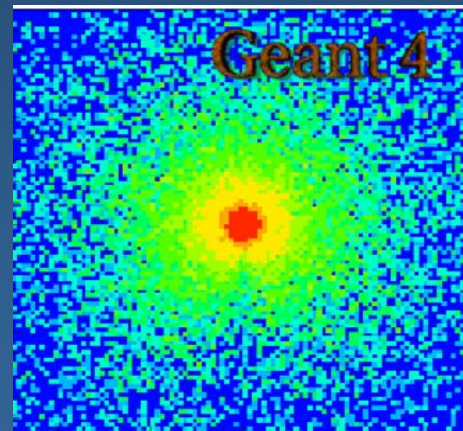

Space science



Radiotherapy



Effects on components



Wide spectrum of physics coverage, variety of physics models

Precise, quantitatively validated physics

Accurate description of geometry and materials

Precise dose calculation

Geant4 Low Energy Electromagnetic Physics package

- Electrons and photons ($250/100 \text{ eV} < E < 100 \text{ GeV}$)
 - Models based on the Livermore libraries (EEDL, EPDL, EADL)
 - Models à la Penelope
- Hadrons and ions
 - Free electron gas + Parameterisations (ICRU49, Ziegler) + Bethe-Bloch
 - Nuclear stopping power, Barkas effect, chemical formula, effective charge etc.
- Atomic relaxation
 - Fluorescence, Auger electron emission, PIXE

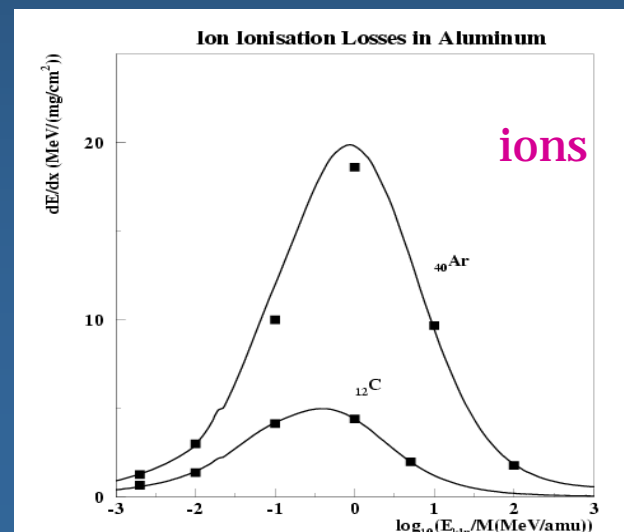
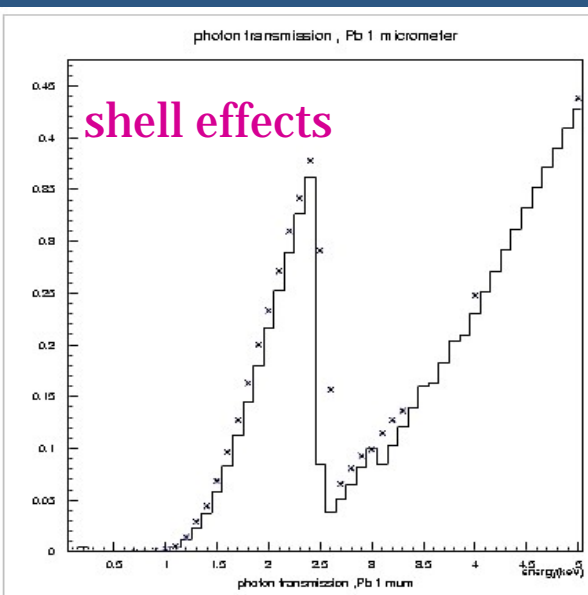
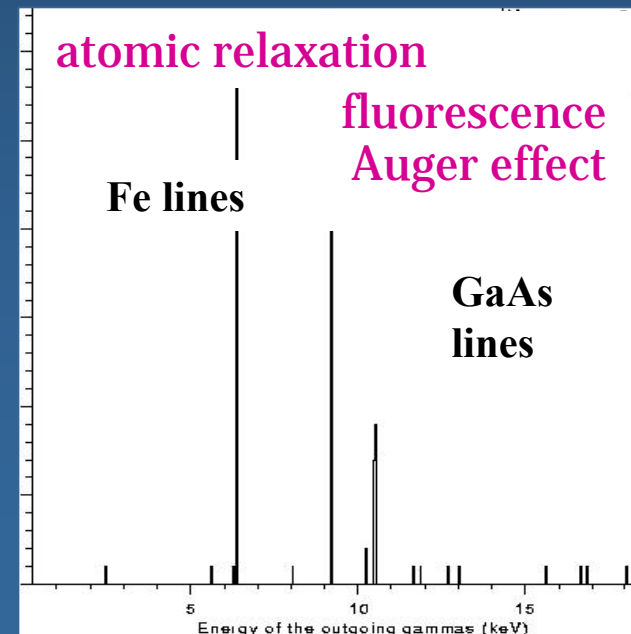


Figure 9: Ion electronic stopping power in aluminum. Points - the best fit on the data from Ref.[12], solid line - GEANT4 parameterisation. The accuracy of the data is about 5 %.





Geant 4

DNA

2000/02/27 01:54





Biological models in **Geant 4**

Relevance for space:
astronaut and aircrew radiation hazards





Geant 4 DNA




Simulation of Interactions of Radiation with Biological Systems at the Cellular and DNA Level

- [Home](#)
- [Requirements](#)
- [Documents](#)
- [Talks](#)
- [Papers](#)
- [Meetings](#)
- [Team](#)

- [Geant4](#)
- [Geant4-INFN](#)
- [Geant4 LowE Physics](#)

- [Useful links](#)




Estimating cancer risk for human exposures to space radiation is a challenge which involves a wide range of knowledge in physics, chemistry, biology and medicine.

Traditionally, the biological effects of radiation are analysed in top-bottom order, i.e. evaluation of the absorbed macroscopic radiation dose at a given location in the biological tissue is translated to the degree of danger it presents, and dose limits are consequently set that are considered to be acceptable.

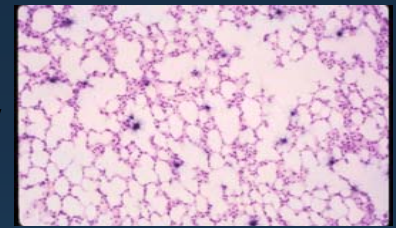
A novel approach, based on the new-generation object-oriented **Geant4** Monte Carlo Toolkit, proceeds in a reverse order, from bottom to top, by analysing the nano-scale effects of energetic particles at the cellular and DNA molecule level.

This project is sponsored by the European Space Agency ([ESA](#)) and is pursued by a multidisciplinary European team of biologists, physicians, physicists, space scientists and software engineers.

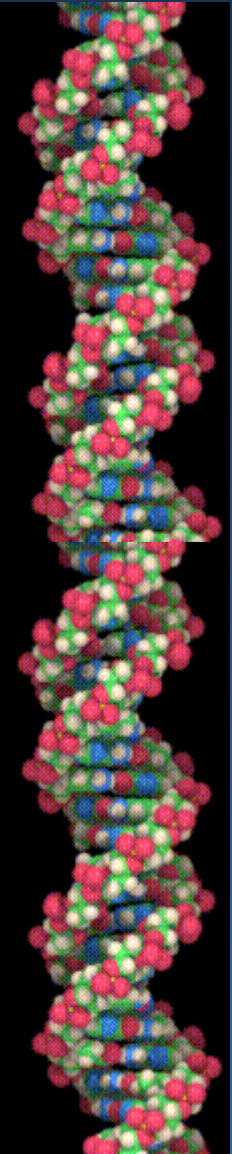


Pictures courtesy of ESA

Geant 4 for radiation biology



- Several specialized Monte Carlo codes have been developed for radiobiology/microdosimetry
 - Typically each one implementing models developed by its authors
 - Limited application scope
 - Not publicly distributed
 - Legacy software technology (FORTRAN, procedural programming)
- Geant4-DNA
 - Full power of a general-purpose Monte Carlo system
 - Toolkit: multiple modeling options, no overhead (*use what you need*)
 - Versatility: from controlled radiobiology setup to real-life ones
 - Open source, publicly released
 - Modern software technology
 - Rigorous software process



Geant 4

Multiple domains in the same software environment

(advanced software technology)

● Macroscopic level

- calculation of dose
- already feasible with Geant4
- develop useful associated tools

● Cellular level

- cell modelling
- processes for cell survival, damage etc.

● DNA level

- DNA modelling
- physics processes at the eV scale
- bio-chemical processes
- processes for DNA damage, repair etc.

Complexity of
software, physics and biology
addressed with an
iterative-incremental
software process



Parallel development
at all the three levels
(domain decomposition)

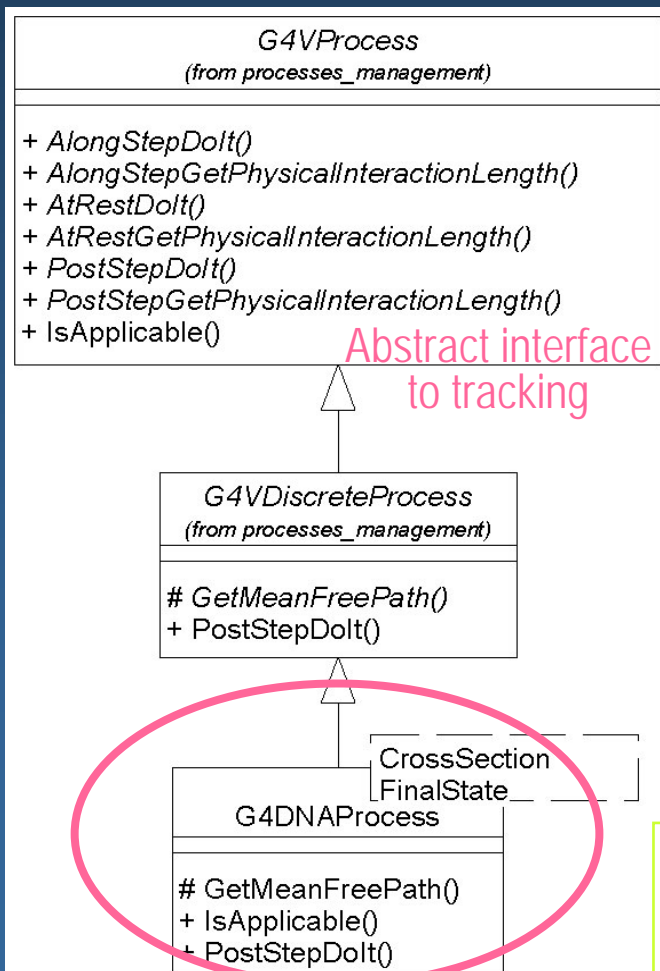
Low Energy Physics extensions

- Specialised processes down to the eV scale
 - at this scale physics processes depend on the detailed atomic/molecular structure of the medium
 - 1st cycle: processes in water
- Releases
 - β -version in Geant4 8.1 (June 2006)
 - Refined version in progress
 - Further extensions to follow
- Processes for other materials to follow
 - interest for radiation effects on components

Particle	Processes
e	Elastic scattering Excitation Ionisation
p	Excitation Charge decrease Ionisation
H	Charge increase Ionisation
He ⁺⁺	Excitation Charge decrease Ionisation
He ⁺	Excitation Charge decrease Charge increase Ionisation
He	Excitation Charge increase Ionisation

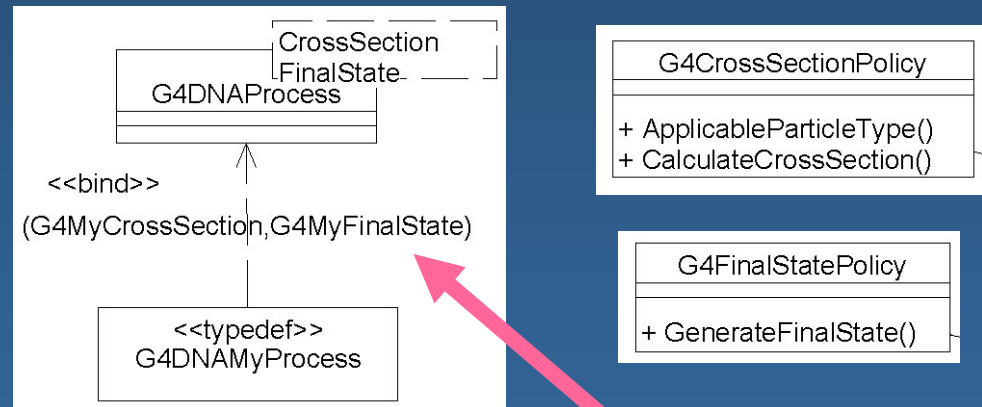
Software design

Innovative design introduced in Geant4: **policy-based class design**
Flexibility of modeling + performance optimisation



Policies

- cross section calculation
- final state generation



Parameterised class

The process can be configured with a variety of physics models by template instantiation

Policy based design

- **Policy based classes are parameterised classes**
 - classes that use other classes as a parameter
- **Specialization of processes through template instantiation**
 - The code is bound at compile time
- **Advantages**
 - Policies are not required to inherit from a base class
 - Weaker dependency of the policy and the policy based class on the policy interface
 - In complex situations this makes a design more flexible and open to extension
 - No need of virtual methods, resulting in faster execution
- **Clean, maintainable design of a complex domain**
 - Policies are orthogonal
- **Open system**
 - Proliferation of models in the same environment

Implementation

• First set of models implemented chosen among those available in literature

- Direct contacts with theorists whenever possible

• Future extensions foreseen

- Made easy by the design
- Provide a wide choice among many alternative models
- Different modeling approaches
- Complementary models

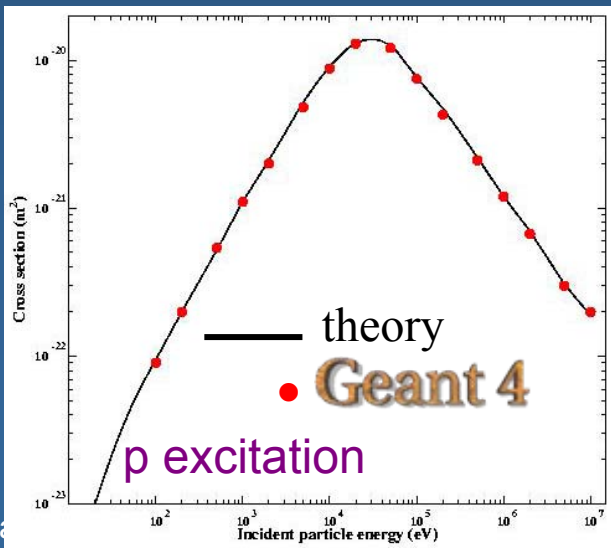
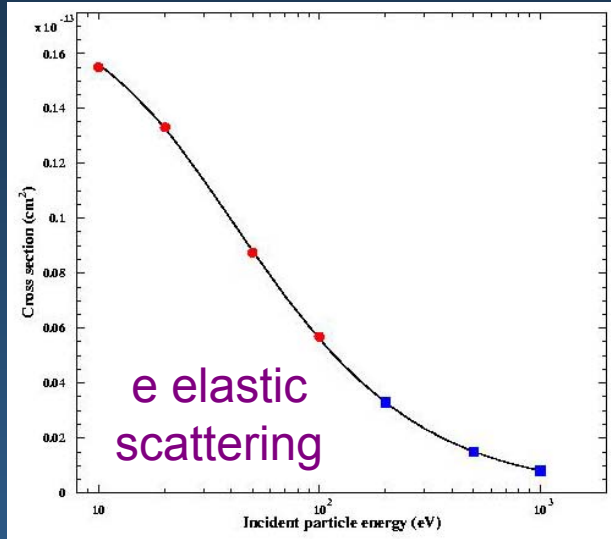
• Unit testing in parallel with implementation

- D. Emfietzoglou, G. Papamichael, and M. Moscovitch, “An event-by-event computer simulation of interactions of energetic charged particles and all their secondary electrons in water”, *J. Phys. D: Appl. Phys.*, vol. 33, pp. 932-944, 2000.
- D. J. Brenner, and M. Zaider, “A computationally convenient parameterization of experimental angular distributions of low energy electrons elastically scattered off water vapour”, *Phys. Med. Biol.*, vol. 29, no. 4, pp. 443-447, 1983.
- B. Grosswendt and E. Waibel, “Transport of low energy electrons in nitrogen and air”, *Nucl. Instrum. Meth.*, vol. 155, pp. 145-156, 1978.
- D. Emfietzoglou, K. Karava, G. Papamichael, and M. Moscovitch, “Monte Carlo simulation of the energy loss of low-energy electrons in liquid water”, *Phys. Med. Biol.*, vol. 48, pp. 2355-2371, 2003.
- D. Emfietzoglou, and M. Moscovitch, “Inelastic collision characteristics of electrons in liquid water”, *Nucl. Instrum. Meth. B*, vol. 193, pp. 71-78, 2002.
- D. Emfietzoglou, G. Papamichael, K. Kostarelos, and M. Moscovitch, “A Monte Carlo track structure code for electrons (~10 eV-10 keV) and protons (~0.3-10 MeV) in water: partitioning of energy and collision events”, *Phys. Med. Biol.*, vol. 45, pp. 3171-3194, 2000.
- M. Dingfelder, M. Inokuti, and H. G. Paretzke, “Inelastic-collision cross sections of liquid water for interactions of energetic protons”, *Rad. Phys. Chem.*, vol. 59, pp. 255-275, 2000.
- D. Emfietzoglou, K. Karava, G. Papamichael, M. Moscovitch, “Monte-Carlo calculations of radial dose and restricted-LET for protons in water”, *Radiat. Prot. Dosim.*, vol. 110, pp. 871-879, 2004.
- J. H. Miller and A. E. S. Green, “Proton Energy Degradation in Water Vapor”, *Rad. Res.*, vol. 54, pp. 343-363, 1973.
- M. Dingfelder, H. G. Paretzke, and L. H. Toburen, “An effective charge scaling model for ionization of partially dressed helium ions with liquid water”, in *Proc. of the Monte Carlo 2005*, Chattanooga, Tennessee, 2005.
- B. G. Lindsay, D. R. Sieglaff, K. A. Smith, and R. F. Stebbings, “Charge transfer of 0.5-, 1.5-, and 5-keV protons with H₂O: absolute differential and integral cross sections”, *Phys. Rev. A*, vol. 55, no. 5, pp. 3945-3946, 1997.
- K. H. Berkner, R. V. Pyle, and J. W. Stearns, “Cross sections for electron capture by 0.3 to 70 keV deuterons in H₂, H₂O, CO, CH₄, and C₈F₁₆ gases”, *Nucl. Fus.*, vol. 10, pp. 145-149, 1970.
- R. Dagnac, D. Blanc, and D. Molina, “A study on the collision of hydrogen ions H₁⁺, H₂⁺ and H₃⁺ with a water-vapour target”, *J. Phys. B: Atom. Molec. Phys.*, vol. 3, pp. 1239-1251, 1970.
- L. H. Toburen, M. Y. Nakai, and R. A. Langley, “Measurement of high-energy charge transfer cross sections for incident protons and atomic hydrogen in various gases”, *Phys. Rev.*, vol. 171, no. 1, pp. 114-122, 1968.
- P. G. Cable, Ph. D. thesis, University of Maryland, 1967.
- M. E. Rudd, T. V. Goffe, R. D. DuBois, L. H. Toburen, “Cross sections for ionisation of water vapor by 7-4000 keV protons”, *Phys. Rev. A*, vol. 31, pp. 492-494, 1985.

Test

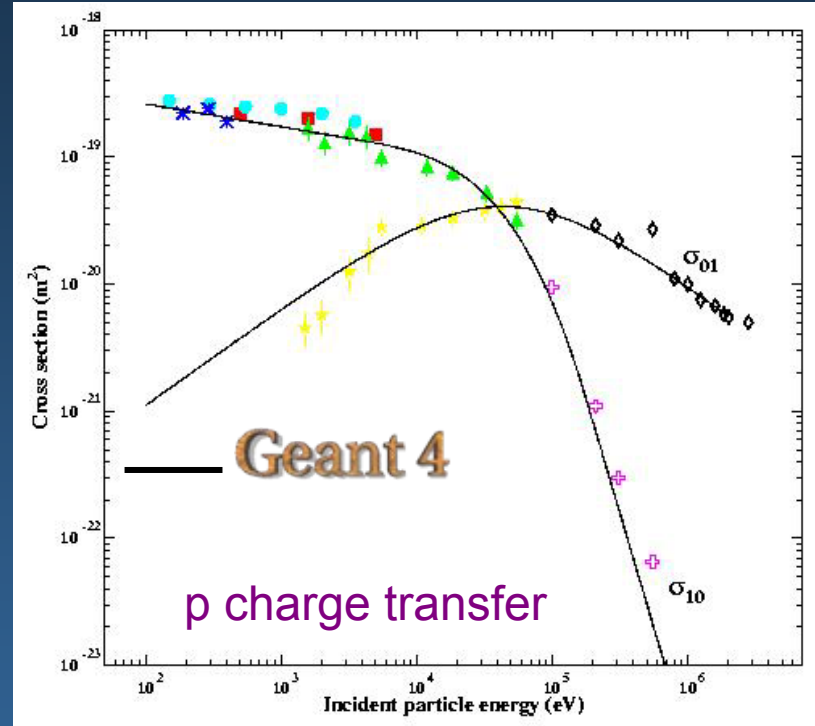
Verification

against theoretical models



Validation

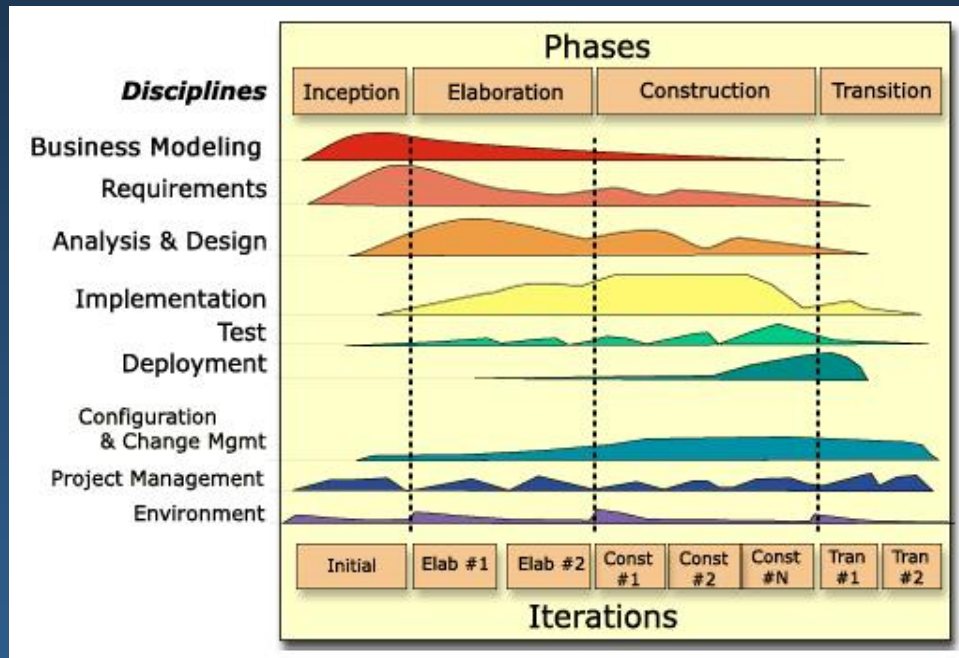
against experimental data



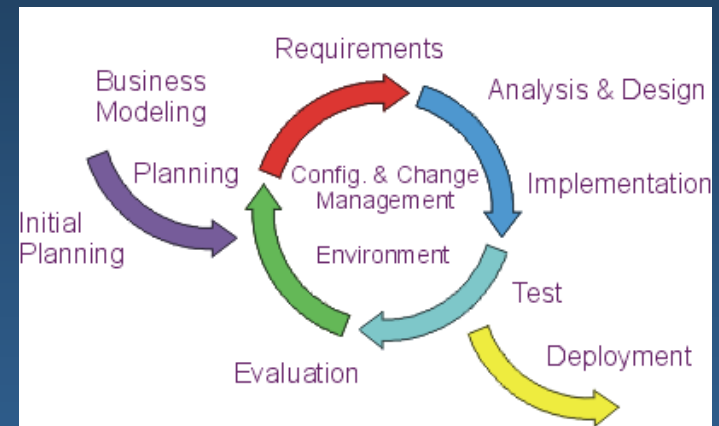
Scarce experimental data

Large scale validation project planned

...and behind everything



Unified Process



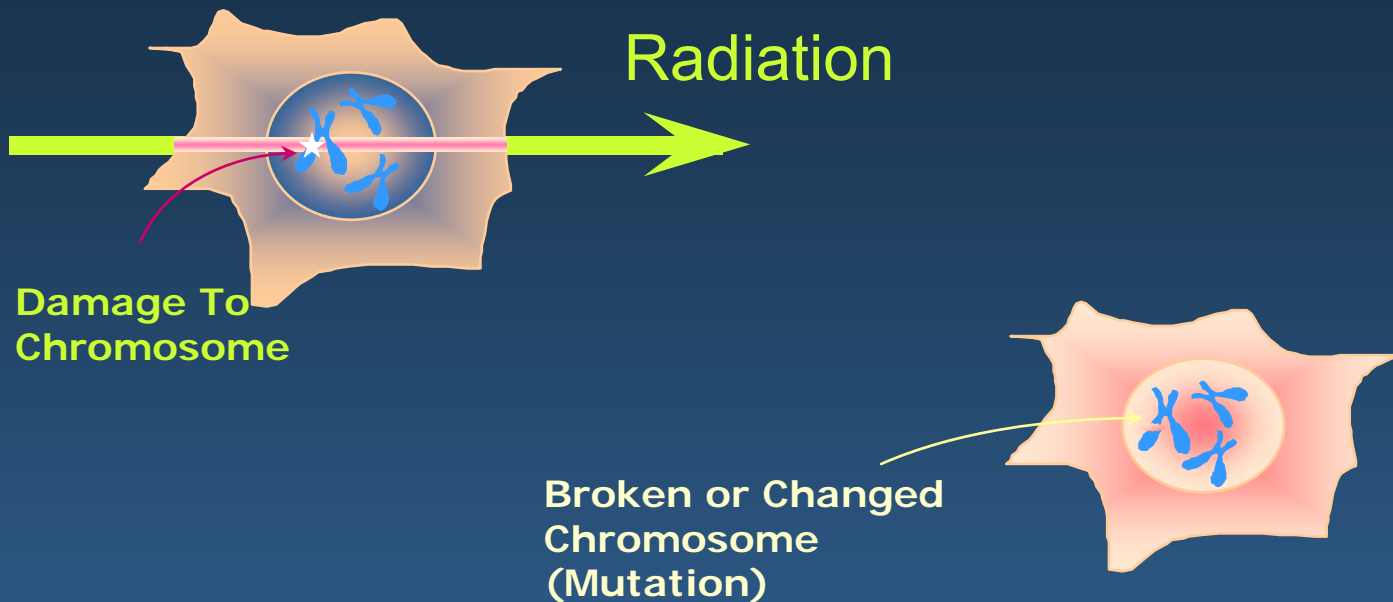
A rigorous software process

Incremental and iterative lifecycle

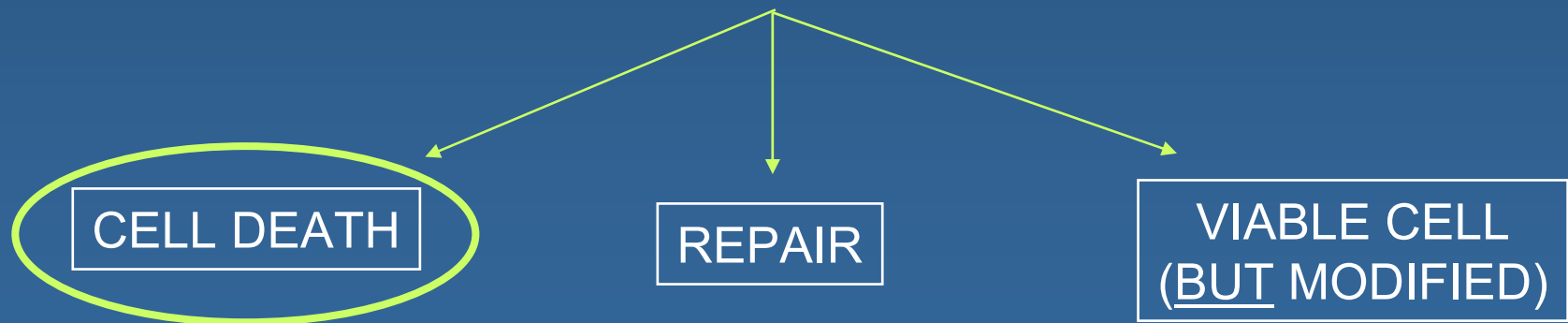
RUP™ as process framework, tailored to the specific project

Mapped onto ISO 15504

Before irradiation: Normal Cell



After irradiation: Abnormal Cell



Theories and models for cell survival

TARGET THEORY MODELS

- Single-hit model
- Multi-target single-hit model
- Single-target multi-hit model

MOLECULAR THEORY MODELS

- Theory of radiation action
- Theory of dual radiation action
- Repair-Misrepair model
- Lethal-Potentially lethal model

Geant 4 approach:
variety of models all handled
through the same abstract
interface

in progress

Geant 4

Requirements
Problem domain analysis

Analysis & Design
Implementation
Test

Experimental validation of
Geant4 simulation models

Incremental-iterative
software process

In progress

REVISED MODEL

$$S = e^{-D/D_0}$$

$$S = 1 - (1 - e^{-qD})^n$$

$$S = e^{-q_1 D} [1 - (1 - e^{-q_n D})^n]$$

$$S = e^{-p(\alpha D + \beta D^2)}$$

$$S = S_0 e^{-k(\xi D + D)^2}$$

$$S = e^{-\alpha D} [1 + (\alpha D T / \epsilon)]^\epsilon$$

$$S = e^{-\alpha D} [1 + (\alpha D / \epsilon)]^{\epsilon \Phi}$$

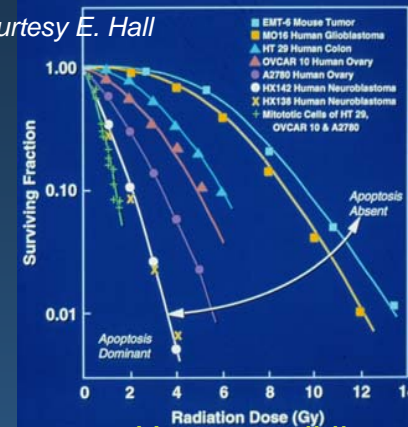
$$S = \exp\left[-N_{TOT} \left[1 + \frac{N_{PL}}{\epsilon(1 - e^{-\epsilon B A tr})}\right]^\epsilon\right]$$

$$S = e^{-\eta_{AC} D}$$

$$-\ln[S(t)] = (\eta_{AC} + \eta_{AB}) D - \epsilon \ln[1 + (\eta_{AB} D / \epsilon)(1 - e^{-\epsilon B A tr})]$$

$$-\ln[S(t)] = (\eta_{AC} + \eta_{AB} e^{-\epsilon B A tr}) D + (\eta_{AB}^2 / 2\epsilon)(1 - e^{-\epsilon B A tr})^2 D^2$$

Courtesy E. Hall



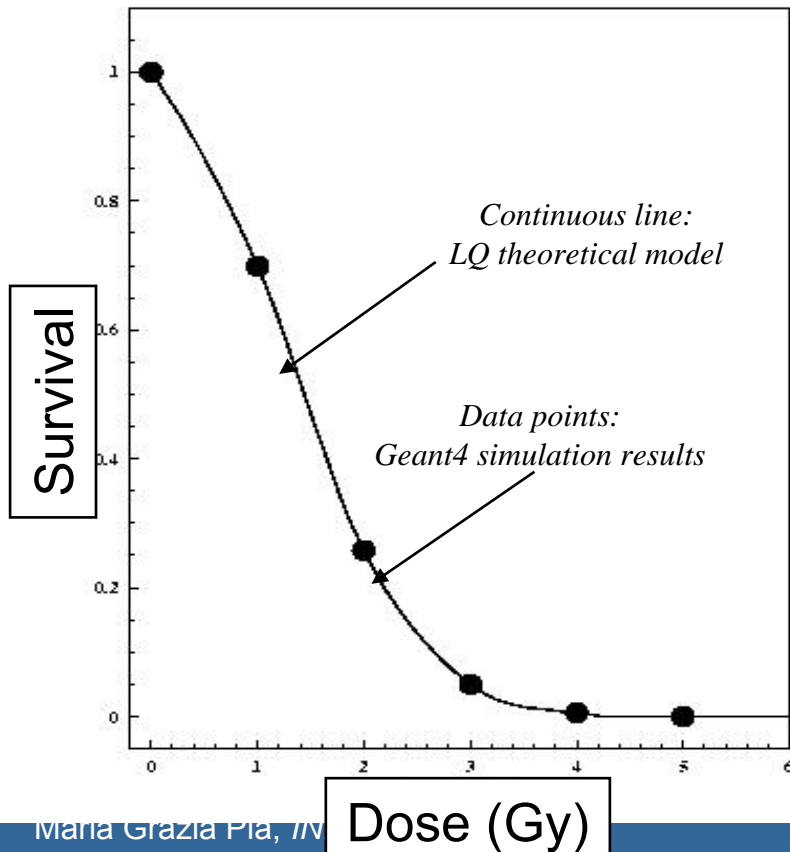
Human cell lines irradiated with X-rays

TARGET THEORY	SINGLE-HIT
TARGET THEORY	MULTI-TARGET SINGLE-HIT
MOLECULAR THEORY	RADIATION ACTION
MOLECULAR THEORY	DUAL RADIATION ACTION
MOLECULAR THEORY	REPAIR-MISREPAIR LIN REP / QUADMIS
MOLECULAR THEORY	REPAIR-MISREPAIR LIN REP / MIS
MOLECULAR THEORY	LETHAL-POTENTIALLY LETHAL
MOLECULAR THEORY	LETHAL-POTENTIALLY LETHAL – LOW DOSE
MOLECULAR THEORY	LETHAL-POTENTIALLY LETHAL – HIGH DOSE
MOLECULAR THEORY	LETHAL-POTENTIALLY LETHAL – LQ APPROX

Prototype development

Design, implementation and usage of
one cell survival model in Geant4

Verification



Monolayer

V79-379A cells

Proton beam
E= 3.66 MeV

Linear-Quadratic
model

$$S = e^{-\alpha D - \beta D^2}$$

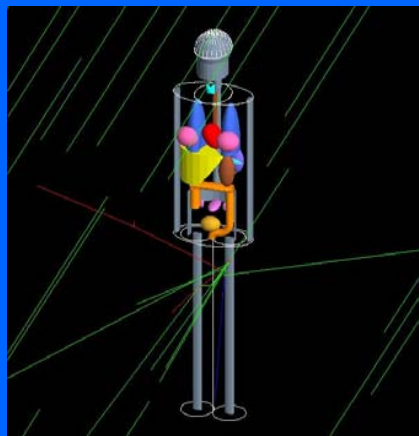
$$\alpha = 0.32$$

$$\beta = -0.039$$

Folkard et al., Int. J. Rad. Biol., 1996

Scenario for Mars (and earth...)

Geant4 simulation
treatment source
+
geometry from CT image
or
anthropomorphic phantom



Dose in
organs at risk

Phase space input
to nano-simulation

Geant4 simulation
with biological
processes at cellular
level (cell survival,
cell damage...)

Oncological risk to
astronauts/patients

Risk of nervous
system damage

Geant4 simulation with
physics at eV scale
+
DNA processes

Geant 4

Powerful **geometry** and **physics** modelling in an advanced computing environment

Wide spectrum of complementary and alternative physics models

Multi-disciplinary dosimetry simulation

Precision of physics
Versatility of experimental modelling

Geant 4 DNA

Extensions for bio-molecular systems
Physics processes at the eV scale
Biological models

Multiple levels in the same simulation environment

Conventional dosimetry
Models at cellular level
Models at DNA level

Rigorous software engineering
Advanced object oriented technology
in support of **physics versatility**